

INTERNATIONAL COSMIC DAY

AGENDA 2021

Welcome to the International Cosmic Day (ICD) on November 10th, 2021. Many groups worldwide participated in previous ICDs. So we look forward to an interesting International Cosmic Day in 2021 and the celebration of the 10th anniversary of ICD!

The ICD focuses on the science related to cosmic rays. These are invisible messengers from the cosmos that constantly permeate us, bringing messages that allow us to understand the Universe. Let's learn more about these unknown particles from the cosmos and talk about them together.

During this day, students, teachers and scientists come together to talk and learn about cosmic rays. Questions that can be discussed are:

- What are cosmic particles?
- Where do they come from?
- How can they be measured and what can we learn from them?

This document provides guidelines for the groups participating in the event. The institutions are free to implement these guidelines or to plan their own events. For example: each institution can offer lectures for students or offer advanced training for teachers.


The institutions can also choose whether the event will be held at a school, university or another institution or virtually.

The participating groups receive:

- a placemark on a Google Map showing the location where the group meets (and takes the measurements)
- posters to announce the event
- for every student, teacher or organizer certificates of participation and the ICD booklet with all contributions, after the event
- the possibility to exchange measurement results or results of data analyses with other participant groups in a video meeting

We wish all participating groups an exciting ICD2021!

Your ICD team



1. Announcement

We provide two posters:

- a general one: available on the homepage in the section "Poster", <https://icd.desy.de/e74122/>.
- a customizable template: available on the homepage in the section "Organization", <https://icd.desy.de/e74139/> (user: icd2021; password: v.hess12).

With the customized poster you can draw attention to the upcoming event at your institution. The template is a MS Word document that can be printed in A3 format. You should add your institute name and logo as well as the venue on the poster. The default font is "Corbel" - if this font is not available to you, you can use "Arial" as a replacement.


You are invited to put the posters wherever they will attract attention to your local event or the ICD in general. You are also free to publicly promote the event in any additional way. For example, you can send out a press release about the event at your institution, invite local journalists or provide information publicly on the website of your school/university. For this purpose, please feel free to use any content from the homepage <http://icd.desy.de>.

2. Planning the Day

The aim of the day is to talk about cosmic particles, to exchange news about the current research on this topic and, if the situation or technical possibilities allow it, to measure cosmic particles and/or to analyze data together.

Possible formats are: Lectures, Masterclasses@home, video transmissions into the classroom, tasks that the students can do at home. We will also announce events that can be attended by people nationwide, e.g. lectures via LiveStream. You are welcome to suggest such activities to us. There are no limits to your ideas. On the ICD webpage under "Program" we will list all activities that we or other institutions propose and you are free to join. Please note that new activities may be added in the next days, so keep an eye on that page!

At the end of the day, it would be great if your group could summarize the knowledge you have gathered about cosmic rays and what you did during the day in a PDF file. We will add your contribution in a booklet (see 5. ICD Booklet) and make it available to all participants.



3. Welcome Call and Video Calls

Welcome Call

As every year, there will be a Welcome from the headquarters. This greeting will take place at 9:00 UTC. More detailed information will follow via E-Mail.

Video Calls

We organize international video calls during the day.

The aim of the calls is:


- to present your school/institute/country to the others
- to present what you have done and learned during the day
- if you are working with a detector: describe the detector you are working with (e.g. show it with your webcam)
- give - in a few sentences- an interim report on your results
- if possible: show some results on a single PDF slide

To motivate the purpose of the video calls, it would be nice if the organizers could tell their students how scientific collaborations work together in practice and how they share their results. Please prepare the students that the calls will be in English. In the past it worked well to nominate some motivated students in advance to present the results for their group.

More information on how and when the video calls will be held will follow later via E-mail.

4. Social Media

During the ICD we will have a contest: "Draw your favorite cosmic particle. Post it on Facebook or Instagram and use the hashtag #InternationalCosmicDay. The best one will get a prize!".



5. ICD Booklet

As in the previous years, we want to collect all results in a booklet. At the conclusion of the day, it would be great if you or your students could summarize what you did during the day and your findings on cosmic rays in a PDF file. We will add your contribution in a booklet and make it available to all participants.

The booklet will contain:

- the general announcement poster
- a picture of the Google Map
- the presentation of what you have done
- a summary of the event

To compile this booklet we kindly ask everyone to:

- design a one-page PDF (A4: 21 cm x 29.7 cm) with pictures, comments or notes, or measurement results. This allows other groups to compare what you and your group have done. In case you have different (larger) groups, you can send multiple result pages.

You can also use the ICD2021_booklet_template as the page layout if you want. Feel free to change the position and title of the boxes.


If you would like to include a group picture, please make sure that the participants agree to its use and publication in the booklet.

If you have ideas for the booklet or links to further material, please let us know!

We will compile the booklet as soon as we receive feedback from all participating groups.

Therefore, please:

- send us the PDFs for the booklet by the **end of November**
- or write to us that there will be no contribution from your group to the booklet.



6. Closeout

Each participant should receive a certificate and the ICD booklet. The booklet will be available online. A link will be shared. The link will be sent to all organizers. The organizers can then forward this link to their participants (students, teachers, scientists). The booklet is a nice conclusion of the event. The students have their own contribution and can compare it with that of the other groups. They can get new perspectives and expand their knowledge on the topic of cosmic particles even after the day.

We provide each organizer with an MS Word document for the certificate. We will send you the template for the certificates as soon as you tell us the number of participants (i.e. students, teachers, scientists) in your institution. This number is very important for us to assess the success and reach of the ICD.

Every organizer can hand out a personalized certificate to the participants at the end of the event. Please pass on this certificate either as a printed version or as a PDF file, not as an open MS Word file. The template is an MS Word document that can be printed in A4 format. You should add the name of the student and the venue name. The default font is “Corbel” - if this font is not available to you, you can use “Arial” as a replacement.

7. Checklist

Have you

- posted the general or your customized announcement poster?
- announced the event via other channels?
- checked your place marker at <https://icd.desy.de/e25775/?>
- got the video call set up?
- got the permission to implement photographs of students in the booklet slides -if you want to include such- (this permission is not requested by us, but is meant for you to be on the safe side)
- participated in the drawing contest and used #InternationalCosmicDay
- sent the number of participating students, teachers and scientist to icd@desy.de?
- handed out the certificates?
- sent a slide with your results to icd@desy.de?
- forwarded the link to the booklet?

If you have any further questions, please do not hesitate to contact us (icd@desy.de)!

